



We put space to work.

Item # \_\_\_\_\_

Job \_\_\_\_\_

## qwikTRAK® Double Deep High-Density Storage System

for Super Erecta®,  
Super Adjustable  
Super Erecta, and the  
MetroMax® Storage  
System.



- **Maximizes Storage Capacity:** High-Density qwikTRAK can increase the storage capacity of a given area up to 50%. Mobile units are positioned between stationary units and an active aisle can be opened between any two units as needed. This efficient utilization of space addresses the storage needs of growing operations and may eliminate the need for facility expansion or renovation.
- **Greater density and efficient access:** Double Deep format includes mobile units that are connected end-to-end. These longer bays can be repositioned more quickly than two side-by-side standard systems.
- **Ideal for Rough or Chippy Floors:** Floor tracks compensate for rough or chippy floors and provide a smooth, level surface to guide the mobile units in a straight line.
- **Accessible and Ergonomic:** The low profile and sloped sides of the guiding track, combined with the easy-to-move mobile units, provide safe and easy access to all stored products. Mobile units roll easily along the track, even when moving heavy loads.
- **Easy to Lay Out and Assemble:** Select end, intermediate, or mobile kits and just add shelves! Units are quick and easy to assemble. The guiding track is easily positioned. The end stationary units anchor the system and the guiding track to the floor.

- **Strong and Durable** to safely manage heavy loads. Weight load capacities (evenly distributed):  
**Mobile units:**  
- Super Erecta, Super Adjustable, and MetroMax Q mobile unit: 3,000 lbs (1364 kg)  
- MetroMax i mobile unit: 1,800 lbs (818 kg) per unit
- **Versatile:** qwikTRAK is designed to fit most of Metro's shelving systems and can be configured in different lengths and widths.

### Super Erecta

#### Dry environment:

- Kits with chrome posts for use with Chrome plated wire, Metro BRITE finish wire, Galvanized Solid shelving.

#### All environments:

- Kits with Stainless Steel posts for use with Type 304 stainless steel wire or solid shelving.

- Kits with Metroseal 3 coated posts for use with Metroseal 3 wire shelving & Super Erecta Pro with removable plastic shelf mats.

### MetroMax i and MetroMax Q - For use in all environments:

MetroMax Kits are available with either all-polymer posts or epoxy coated posts. All-polymer posts offer rust-proof performance and are commonly used with MetroMax i all-polymer shelving. Polymer posts may be used with MetroMax Q for added corrosion protection. Epoxy coated steel posts offer corrosion resistance and improved rigidity. They are commonly used with MetroMax Q corrosion resistant shelving. The epoxy coated steel posts may be used with MetroMax i.

All Metro Catalog Sheets are available on our website: [www.metro.com](http://www.metro.com)

LO3-249A Printed in U.S.A. 7/18



**InterMetro Industries Corporation**  
North Washington Street, Wilkes-Barre, PA 18705  
Product Information, U.S. and Canada: 1.800.992.1776  
Outside U.S. and Canada: [www.metro.com/contactus](http://www.metro.com/contactus)

Information and specifications are subject to change without notice. Please confirm at time of order.

Copyright © 2018 InterMetro Industries Corp.



qwikTRAK® Double Deep High-Density Storage System —  
for Super Erecta®, Super Adjustable Super Erecta, and MetroMax® Storage System

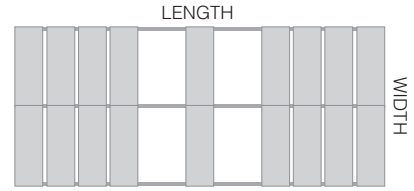
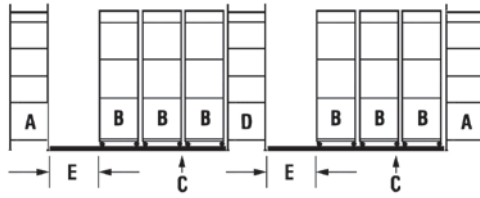
11-15a



# qwikTRAK® Double Deep High-Density Storage System — for Super Erecta®, Super Adjustable Super Erecta, and MetroMax® Storage System

## SYSTEM COMPONENTS

- A = Stationary End Units
- B = Mobile Units
- C = Floor Track
- D = Stationary Intermediate Unit
- E = Active Aisle



## System Measurements

- Actual length: Nominal track length + the nominal width of each end unit + 3" (76 mm)
- Actual width: Combined Nominal Shelf lengths of each unit + 3.5" (89mm).
- Actual height of a mobile qwikTRAK unit is: Nominal post height + 4.5" (115 mm)
- It is recommended that the tracks are installed at least 2" (51mm) from the wall.

## Mobile Unit Measurements

To accommodate bumpers, the actual size of a double wide mobile unit is 2.5" (63.5 mm) wider than the shelf width shown. For example, an 18" (457 mm) wide unit is actually 20.5" (521 mm).

**Choosing shelves:** All end, intermediate, and mobile units must be 18" (457 mm) or wider. Each stationary end and intermediate unit must have a minimum of four shelves. Super Adjustable shelves may be used for all tiers.

## Stationary End Unit Kit (Choose one kit for each system)

Includes 74" high posts (1880mm) high stationary posts, and hardware necessary for connecting double deep stationary end units to tracks. Shelves are sold separately.

Super Erecta, Super Erecta Pro, Super Adjustable Super Erecta			MetroMax Q Steel Posts			MetroMax Polymer Posts		
Approx. Pkd. Wt. (lbs.) (kg)	Chrome-Plated Cat. No.	Metroseal 3 with Microban® Cat. No.	Stainless Steel Cat. No.	Approx. Pkd. Wt. (lbs.) (kg)	Cat. No.	Approx. Pkd. Wt. (lbs.) (kg)	Cat. No.	
73.6 33.5	<b>LBTEC</b>	<b>LBTEK3</b>	<b>LBTES</b>	76.3 34.7	<b>LBTEQ3</b>	42.3 19.2	<b>LBTEX3</b>	

**Note:** Chrome plated kits include plated foot plates. All others include Stainless Steel foot plates.



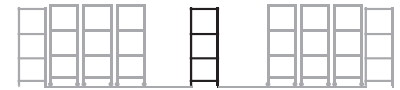
Traditional Configuration with stationary end units. ONE End Unit Kit is required per system. Shelves are ordered separately.

## Stationary Intermediate Units

Required when overall desired track length exceeds 21' (6405mm). Optional when track length is under 21' (6405mm). Includes (8) 74" high posts (1880mm) high stationary posts, and hardware necessary for connecting one double deep stationary intermediate unit to tracks. Shelves are sold separately.

Super Erecta, Super Erecta Pro, Super Adjustable Super Erecta			MetroMax Q Steel Posts			MetroMax Polymer Posts		
Approx. Pkd. Wt. (lbs.) (kg)	Chrome-Plated Cat. No.	Metroseal 3 with Microban® Cat. No.	Stainless Steel Cat. No.	Approx. Pkd. Wt. (lbs.) (kg)	Cat. No.	Approx. Pkd. Wt. (lbs.) (kg)	Cat. No.	
39.6 18.0	<b>LBTAC</b>	<b>LBTAK3</b>	<b>LBTAS</b>	41.3 18.8	<b>LBTAQ3</b>	36.8 16.7	<b>LBTAX3</b>	

**Note:** Chrome plated kits include plated foot plates. All others include Stainless Steel foot plates.



ONE Intermediate Kit (see rules). Shelves are ordered separately.

## Mobile Units (One kit required per mobile unit)

Includes (8) 74" (1880mm) high posts, (4) V-groove casters, (1) center channel caster assembly, doughnut bumpers, Tie Bar Brackets, and other hardware to assemble a double deep mobile unit.

Super Erecta, Super Erecta Pro, Super Adjustable			MetroMax Q Steel Posts			MetroMax Polymer Posts		
Shelf Width (in.) (mm)	Approx. Pkd. Wt. (lbs.) (kg)	Chrome-Plated Cat. No.	Metroseal 3 with Microban® Cat. No.	Stainless Steel Cat. No.	Approx. Pkd. Wt. (lbs.) (kg)	Cat. No.	Approx. Pkd. Wt. (lbs.) (kg)	Cat. No.
18 457	51.0 23.2	<b>LBTM18C</b>	<b>LBTM18K3</b>	<b>LBT18MS</b>	57.1 26.0	<b>LBTM18Q3</b>	35.5 16.1	<b>LBT18MX3</b>
21 530	52.0 23.6	<b>LBTM21C</b>	<b>LBTM21K3</b>	<b>LBT21MS</b>	58.1 26.4	<b>LBTM21Q3</b>	36.5 16.6	<b>LBT21MX3</b>
24 610	53.0 24.1	<b>LBTM24C</b>	<b>LBTM24K3</b>	<b>LBT24MS</b>	59.1 26.9	<b>LBTM24Q3</b>	37.5 17.0	<b>LBT24MX3</b>

**Note:** Casters feature an acetyl grooved wheel. Chrome plated mobile kits include stem casters with plated steel components. All others include stem casters with stainless components. Caster connector channels with each kit are stainless.



ONE Mobile kit per mobile unit. Example: (6) needed in the above picture. Shelves are ordered separately.

Under normal conditions, aisle width of 30"-36" (760-914mm) is recommended. The storage of very large objects within the system, however, may require an aisle width larger than 36" (914mm).



**Track Sets**

Includes three rows of tracks and hardware needed to assemble track runs up to 21' (6400mm).



Tracks to connect the stationary units. Example: (2) LBTS9NA used in the above example.

Dimensions Length (ft.) (mm)		Approx. Pkd. Wt. (lbs.) (kg)		Super Erecta Brite Cat. No.	Dimensions Length (ft.) (mm)		Approx. Pkd. Wt. (lbs.) (kg)		Chrome Cat. No.
2.5	762	6.0	2.7	<b>LBTS2.5NA</b>	14	4267	28.5	13.0	<b>LBTS14NA</b>
6	1828	13.5	6.1	<b>LBTS6NA</b>	15	4572	31.5	14.3	<b>LBTS15NA</b>
7	2135	15.0	6.8	<b>LBTS7NA</b>	16	4877	33.0	15.0	<b>LBTS16NA</b>
8	2440	16.5	7.5	<b>LBTS8NA</b>	17	5182	34.5	15.7	<b>LBTS17NA</b>
9	2743	19.5	8.9	<b>LBTS9NA</b>	18	5486	37.5	17.0	<b>LBTS18NA</b>
10	3048	21.0	9.5	<b>LBTS10NA</b>	19	5791	39.0	17.7	<b>LBTS19NA</b>
11	3352	22.5	10.2	<b>LBTS11NA</b>	20	6096	40.5	18.4	<b>LBTS20NA</b>
12	3657	25.5	11.6	<b>LBTS12NA</b>	21	6400	43.5	19.8	<b>LBTS21NA</b>
13	3962	27.0	12.3	<b>LBTS13NA</b>					

**Note:** LBTS2.5NA includes a joining kit to connect the tracks to other track sets.

**For best performance on heavily loaded systems:**

- For configurations using shelves 60" (1524mm) or longer and managing heavier loads choose a more rigid shelving option.  
**Wire Shelving** – Use all SES wire shelves.  
**Polymer Shelving** (MetroMax) – Epoxy coated steel posts offer the most rigid configuration.
- Weight capacities (evenly distributed) - Mobile Units.  
 - Super Erecta, Super Adjustable, and MetroMax Q mobile unit: **3,000 lbs (1364 kg)**  
 - MetroMax i mobile unit: **1,800 lbs (818 kg)**
- When using long tracks, 13ft or longer, securing the stationary units to the floor will help to keep the system in alignment.



**Additional Configuration Notes**

- qwikTRAK is available with 74" (1880mm) posts as standard.  
 Requests for TALLER posts must be reviewed by Metro Engineering.  
 For applications requiring posts SHORTER than 74" (1880mm), contact your Metro representative.
- Existing Metro Super Erecta, Super Adjustable, Super Erecta Pro, MetroMax Q, and MetroMax i shelving units can be retrofitted as part of a Double Deep qwikTRAK installation.

**Installation Guidelines**

- It is recommended that the tracks are installed a minimum of 2" (51mm) from the wall.
- It is the discretion of the user to install the end units to the floor.

**Mobile Unit - Space Calculator**

Use to help determine the quantity of mobile units and the open aisle dimension.

Nominal Shelf Depth	Actual Depth with Bumpers	Space occupied by each mobile unit											
		qty. 1	qty. 2	qty. 3	qty. 4	qty. 5	qty. 6	qty. 7	qty. 8	qty. 9	qty. 10	qty. 11	
in.	18	20.5	20.5	41	61.5	82	102.5	123	143.5	64	184.5	205	22.5
	21	23.5	23.5	47	70.5	94	117.5	141	164.5	188	211.5	--	--
	24	26.5	26.5	53	79.5	106	132.5	159	185.5	212	--	--	--
mm	457	520.5	520.5	1041	1561.5	2082	2602.5	3123	3643.5	4164	4684.5	5205	5725.5
	530	593.5	593.5	1187	1780.5	2374	2967.5	3561	4154.5	4748	5341.5	--	--
	610	673.5	673.5	1347	2020.5	2694	3367.5	4041	4714.5	5388	--	--	--

Job \_\_\_\_\_

# qwikTRAK® Double Deep High-Density Storage System —

for Super Erecta®, Super Adjustable Super Erecta,  
and MetroMax® Storage System



We put space to work.®

## Specifications

- Track and joining channel: Aluminum extrusion 6063 with 1/2" (13mm) square stainless steel tubing. Joining channel is stainless steel.
- End plate and mounting plates (connect post with foot plate to track): Aluminum.
- Casters and Caster Horns: 3-1/4" (83mm) acetyl wheel. Chrome-plated kits include casters with plated horns. All other systems include casters with stainless steel horns.
- Double deep mobile unit components:
  - Center Caster Channel: Stainless steel
  - Top Mount Joining Plates: Stainless Steel
  - On Super Erecta, aluminum sleeves with stainless c-rings are used with the top mount joining plate.
  - On MetroMax family, polymer bolts are used with the top mount joining plates.
- Center Caster Channel: Stainless steel
- Footplates and Hardware: Chrome-plated kits include plated footplates and hardware. All other systems include stainless steel footplates and hardware.
- Shelving: see spec sheets for Super Erecta (10.01), Super Adjustable (10.01A), MetroMax i (9.20), and MetroMax Q (9.21).



Replacement Parts for Double Deep qwikTRAK	Super Erecta and Super Adjustable Cat. No.	MetroMax i & Q Cat. No.
Stem Caster with plated Horn	RPC02-317A	-
Stem Caster with Stainless Horn	RPC02-317B	RPC02-317B
Bumper	9992DB	M9992DBX
Center Caster Channel	RPLBTM-C18	RPLBTM-C18
	RPLBTM-C21	RPLBTM-C21
	RPLBTM-C24	RPLBTM-C24
Top Joining Plate for Mobile Unit	RPLBTM-ST18	RPLBTM-MT18
	RPLBTM-ST21	RPLBTM-MT21
	RPLBTM-ST24	RPLBTM-MT24
Top Joining Plate Hardware	9986S	For Polymer Post: RPMX3-STMRECT RPDDQTM BOLT
		For Steel Post: RPMQ3-STMRECT RPDDQTM BOLT
End Plates and Hardware for Double Deep End Unit	RPHDWE-LBTEND	RPHDWE-LBTEND
Footplates	9993Z (zinc plated)	9993S (stainless)
	9993S (stainless)	
Joining Channel (2 per set)	LBTJKN	LBTJKN

\*MICROBAN® and the MICROBAN® symbol are registered trademarks of the Microban Products Company, Huntersville, NC.



an Ali Group Company



The Spirit of Excellence