

General Supply



SXRSGS1

(Actual Unit has Taupe Pulls)

SXRSGS1 includes:

Single-Wide Tall Mobile Shell with Slotted Polymer Inner Panels

(3) Polymer Shelves (No upper door)

Left-Hinged 270° Solid Locking Upper Door (Keylock/2 keys)

Mid-Level Drawertop Shelf

(1) 3" (76mm) Polymer Drawer

(2) 9" (229mm) Polymer Drawer

Taupe Drawer Pulls

Outer & Inner Panels: Molded HDPE (Hi-Density Polyethylene)

Middle Open Storage Area: 12"H (304mm) x 17"W (432mm) x 22"D (559mm)

Interior Upper Dimensions: 30"H (762mm) x 17"W (432mm) x 22"D (559mm)

Overall Dimensions: 78.3"H (1990mm) x 22.8"W (578mm) x 24.9"D (632mm)



SXRSGS2

SXRSGS2 includes:

Single-Wide Tall Mobile Shell with Slotted Polymer Inner Panels

(2) Polymer Shelves (No upper door)

Mid-Level Drawertop Shelf

(2) 3" (76mm) Polymer Drawers

(2) 6" (152mm) Polymer Drawers

(2) 9" (229mm) Polymer Drawer

Taupe Drawer Pulls

Outer & Inner Panels: Molded HDPE (Hi-Density Polyethylene)

Interior Upper Dimensions: 27"H (686mm) x 17"W (432mm) x 22"D (559mm)

Overall Dimensions: 78.3"H (1990mm) x 22.8"W (578mm) x 24.9"D (632mm)



SXRST6CM5

SXRST6CM5 includes:

Single-Wide Tall Mobile Shell with qwikSLOT Inserts

(4) Fixed Chrome Wire qwikSLOT Shelves

Right-Hinged 270° Solid Non-Locking Tall Door

Taupe Door Pull

Outer & Inner Panels: Molded HDPE (Hi-Density Polyethylene)

Interior Dimensions: 66"H (1676mm) x 18"W (457mm) x 22"D (559mm)

Overall Dimensions: 78.3"H (1990mm) x 22.8"W (578mm) x 27.9"D (709mm)

General Supply



SXRS76CMHD2

SXRS76CMHD2 includes:

Single-Wide Tall Mobile Shell with quikSLOT Inserts & Mid-Level Drawer Lock Module (Keylock/2 keys) (No upper door)

(2) Single-Wide Fixed Chrome Wire quikSLOT Shelves

(2) 3" (76mm) Heavy-Duty Stainless Steel Drawers

(3) 6" (152mm) Heavy-Duty Stainless Steel Drawers

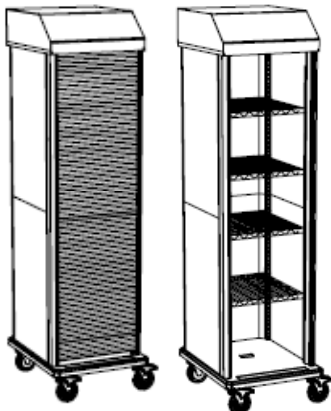
(1) 9" (229mm) Heavy-Duty Stainless Steel Drawer

Taupe Drawer Pulls

Outer & Inner Panels: Molded HDPE (Hi-Density Polyethylene)

Interior Upper Dimensions: 30"H (762mm) x 18"W (457mm) x 22"D (559mm)

Overall Dimensions: 78.3"H (1990mm) x 22.8"W (578mm) x 27.9"D (709mm)



SXRS83MGSTD

SXRS83MGSTD includes:

Single-Wide Tall Mobile Shell with quikSLOT Inserts & Full-Height Pull-Down Locking Tambour Door (Keylock/2 keys)

(4) Fixed Chrome Wire quikSLOT Shelves

Outer & Inner Panels: Molded HDPE (Hi-Density Polyethylene)

Interior Dimensions: 66"H (1677mm) x 17"W (432mm) x 23"D (584mm)

Overall Dimensions: 82.5"H (2096mm) x 22.8"W (578mm) x 27.9"D (709mm)



SXRDGS1

SXRDGS1 includes:

Double-Wide Tall Mobile Shell with quikSLOT Inserts (no door)

(3) Double-Wide Fixed Chrome Wire quikSLOT Shelves

(4) Double-Wide Full-Extension Chrome Wire Shelves

Outer Panels: Molded HDPE (Hi-Density Polyethylene)

Interior Dimensions: 66"H (1677mm) x 38"W (966mm) x 22"D (559mm)

Overall Dimensions: 78.3"H (1990mm) x 42.5"W (1080mm) x 27.9"D (709mm)

General Supply



SXR76CMHD1

SXR76CMHD1 Includes:

- Double-Wide Tall Mobile Shell with quikSLOT Inserts
- (3) Double-wide quikSLOT Chrome Wire Shelves (Behind upper door set)
- Center-Closing 225° Solid Non-Locking Upper Door Set
- Mid-Level Double-Wide Drawer Top Shelf (Non-locking)
- (2) 3" (76mm) Double-Wide Heavy-Duty Stainless Steel Drawers
- (2) 6" (152mm) Double-Wide Heavy-Duty Stainless Steel Drawers
- (1) 9" (229mm) Double-Wide Heavy-Duty Stainless Steel Drawer
- Taupe Drawer & Door Pulls
- Outer Panels: Molded HDPE (Hi-Density Polyethylene)
- Interior Upper Dimensions: 36"H (915mm) x 38"W (966mm) x 22"D (559mm)
- Overall Dimensions: 78.3"H (1990mm) x 42.5"W (1080mm) x 27.9"D (709mm)



SXR76CM3

SXR76CM3 includes:

- Double-Wide Tall Mobile Shell with quikSLOT Inserts
- (4) Double-wide quikSLOT Chrome Wire Shelves (Behind upper door set)
- Center-Closing 270° Solid Non-Locking Tall Door Set
- Taupe Drawer Door Pulls
- Outer Panels: Molded HDPE (Hi-Density Polyethylene)
- Interior Dimensions: 66"H (1677mm) x 38"W (966mm) x 22"D (559mm)
- Overall Dimensions: 78.3"H (1990mm) x 42.5"W (1080mm) x 27.9"D (709mm)



SXR83MGSTD

SXR83MGSTD includes:

- Double-Wide Tall Mobile Shell with quikSLOT Inserts & Full-Height Pull-Down Locking Tambour Door (Keylock\2 keys)
- (4) Double-Wide Fixed Chrome Wire quikSLOT Shelves
- Outer Panels: Molded HDPE (Hi-Density Polyethylene)
- Interior Dimensions: 66"H (1677mm) x 38"W (966mm) x 23"D (584mm)
- Overall Dimensions: 82.5"H (2096mm) x 42.5"W (1080mm) x 27.9"D (709mm)

General Supply



SXRTGS2

SXRTGS2 includes:

Triple-Wide Tall Mobile Shell with Slotted Polymer Inner Panels , qwikSLOT Inserts (Right Bay) & Left-Side Push/Pull Handle

Left Bay

- (3) Polymer Shelves (behind door)
- Left-Hinged 225° Solid Non-Locking Upper Door
- Mid-Level Drawertop Shelf (Non-locking)
- (3) 3" (76mm) Polymer Drawer
- (2) 6" (152mm) Polymer Drawers
- (1) 9" (229mm) Polymer Drawer

Middle Bay

- (3) Polymer Shelves (behind door)
- Right-Hinged 225° Solid Non-Locking Upper Door
- Mid-Level Drawertop Shelf (Non-locking)
- (2) 6" (152mm) Polymer Drawers
- (2) 9" (229mm) Polymer Drawers

Right Bay

- (2) Fixed Chrome Wire qwikSLOT Shelves
- (3) Full-Extension Chrome Wire Shelves
- Right-Hinged 270° Solid Non-Locking Tall Door
- Slate Blue Drawer & Door Pulls

Outer & Inner Panels: Molded HDPE (Hi-Density Polyethylene)

Interior Left & Middle Upper Dimensions: 33"H (839mm) x 17"W (432mm) x 22"D (559mm)

Interior Right Bay Dimensions: 66"H (1677mm) x 18"W (458mm) x 22"D (559mm)

Overall Dimensions: 78.3"H (1990mm) x 65.7"W (1669mm) x 27.9"D (709mm)



SXRTGS3

(Actual Unit has Slate Blue Pulls. Handle included but not shown.)

SXRTGS3 includes:

Triple-Wide Tall Mobile Shell with qwikSLOT Inserts & Left-Side Push/Pull Handle

Left Bay (Double-Wide)

- (3) Double-Wide Fixed Chrome Wire qwikSLOT Shelves
- (4) Double-Wide Full-Extension Chrome Wire Shelves
- Center Closing 225° Solid Locking Door Set (Keylock/2 keys)

Right Bay (Single-wide)

- (2) Single-Wide Fixed Chrome Wire qwikSLOT Shelves
- (4) Single-Wide Full-Extension Chrome Wire Shelves
- Right-Hinged 225° Solid Locking Tall Door (Keylock/2 keys)
- Slate Blue Door Pulls

Outer & Inner Panels: Molded HDPE (Hi-Density Polyethylene)

Interior Left Bay Dimensions: 66"H (1677mm) x 38"W (966mm) x 22"D (559mm)

Interior Right Bay Dimensions: 66"H (1677mm) x 18"W (457mm) x 22"D (559mm)

Overall Dimensions: 78.3"H (1990mm) x 65.7"W (1669mm) x 27.9"D (709mm)

Catheter Storage



SXRS76MCATH1

SXRS76MCATH1 includes:
 Single-Wide Tall Mobile Shell with Slotted Polymer Inner Panels
 (1) Catheter Storage Module (Includes Catheter Shelf, (3) Catheter Slides, (15) Catheter Hooks & Labels
 Left-Hinged 225° Solid Locking Tall Door (Keylock/2 keys)
Outer & Inner Panels: Molded HDPE (Hi-Density Polyethylene)
Interior Dimensions: 66"H (1676mm) x 17"W (432mm) x 22"D (559mm)
Overall Dimensions: 78.3"H (1990mm) x 22.8"W (578mm) x 24.9"D (632mm)



SXRS83MCATHTD

SXRS83MCATHTD includes:
 Single-Wide Tall Mobile Shell with Slotted Inner Panels & Full-Height Pull-Down Locking Tambour Door (Keylock/2 keys)
 (1) Catheter Storage Module (Includes Catheter Shelf, (3) Catheter Slides, (15) Catheter Hooks & Labels
 (1) Polymer Shelf
Outer & Inner Panels: Molded HDPE (Hi-Density Polyethylene)
Interior Dimensions: 66"H (1677mm) x 17"W (432mm) x 23"D (584mm)
Overall Dimensions: 82.5"H (2096mm) x 22.8"W (578mm) x 27.9"D (709mm)



SXRD83MCATHTD

SXRD83MCATHTD includes:
 Double-Wide Tall Mobile Shell with Slotted Inner Panels & Full-Height Pull-Down Locking Tambour Door (Keylock/2 keys)
 (2) Catheter Storage Modules (Includes (2) Catheter Shelves, (6) Catheter Slides, (30) Catheter Hooks & Labels
 (2) Polymer Shelves
Outer & Inner Panels: Molded HDPE (Hi-Density Polyethylene)
Interior Bay Dimensions: 66"H (1677mm) x 17"W (432mm) x 23"D (584mm)
Overall Dimensions: 82.5"H (2096mm) x 42.5"W (1080mm) x 27.9"D (709mm)

Catheter Storage



SXR76MCATH1

SXR76MCATH1 includes:

Double-Wide Tall Mobile Shell with Slotted Polymer Inner Panels

Left Bay

(1) Catheter Storage Module (Includes Catheter Shelf, (3) Catheter Slides, (15) Catheter Hooks & Labels

Left-Hinged 270° Solid Locking Tall Door (Keylock/2 keys)

Right Bay

(1) Catheter Storage Module (Includes Catheter Shelf, (3) Catheter Slides, (15) Catheter Hooks & Labels

Right-Hinged 270° Solid Locking Tall Door (Keylock/2 keys)

Taupe Door Pulls

Outer & Inner Panels: Molded HDPE (Hi-Density Polyethylene)

Interior Bay Dimensions: 66"H (1677mm) x 17"W (432mm) x 22"D (559mm)

Overall Dimensions: 78.3"H (1990mm) x 42.5"W (1080mm) x 24.9"D (632mm)



SXR76MCATH2

SXR76MCATH2 includes:

Double-Wide Tall Mobile Shell with Slotted Polymer Inner Panels & Left-Side Push/Pull Handle

Left Bay

(2) Polymer Shelves (behind door)

Left-Hinged 225° Solid Non-Locking Upper Door

Mid-Level Drawertop Shelf (Non-locking)

(1) 3" (76mm) Polymer Drawer

(2) 6" (152mm) Polymer Drawers

(2) 9" (229mm) Polymer Drawers

Right Bay

(1) Catheter Storage Module (Includes Catheter Shelf, (3) Catheter Slides, (15) Catheter Hooks & Labels

Right-Hinged 270° Solid Locking Tall Door (Keylock/2 keys)

Taupe Drawer & Door Pulls

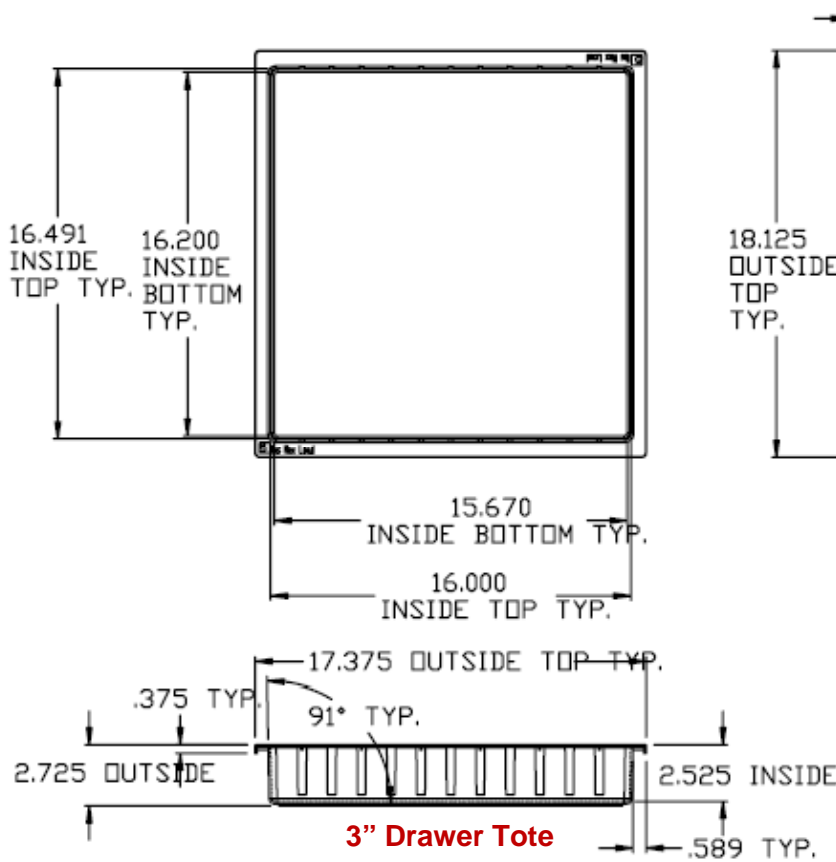
Outer & Inner Panels: Molded HDPE (Hi-Density Polyethylene)

Interior Left Upper Dimensions: 30"H (762mm) x 17"W (432mm) x 22"D (559mm)

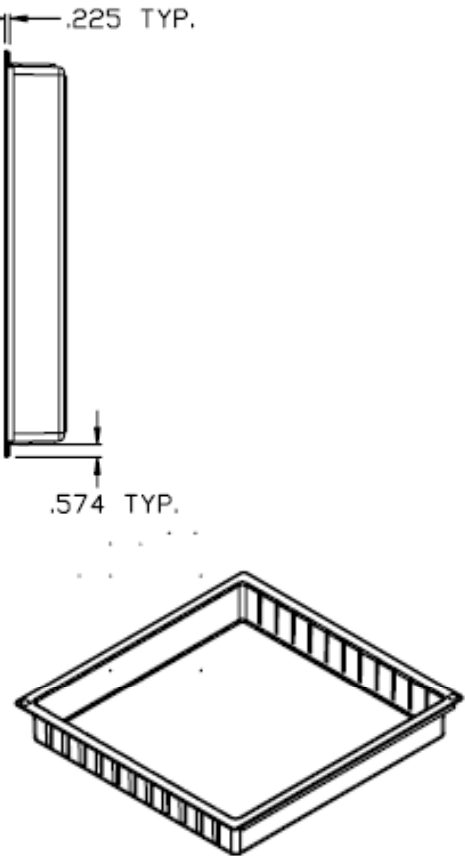
Interior Right Bay Dimensions: 66"H (1677mm) x 17"W (432mm) x 22"D (559mm)

Overall Dimensions: 78.3"H (1990mm) x 45.9"H (1166mm) x 24.9"D (632mm)

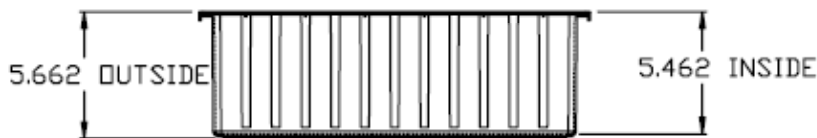
Standard Drawer Tote Specs




3" Drawer Tote



3" Drawer Tote



6" Drawer Tote



9" Drawer Tote



Weight Capacities:
 3" Tote = 25 lbs. (11.3Kg)
 6" & 9" Totes = 40 lbs. (18.1 Kg)

Heavy Duty Drawer Specs



Above: Double-Wide 3" Heavy Duty Drawer

Left: Single-Wide Heavy Duty Drawers

Inside Dimensions Metro Part #	Inches			Millimeters			Wt Capacity	
	H	W	D	H	W	D	Lbs	Kg
Single-Wide HD Drawers								
3" Heavy Duty Dwr	2.3	16.3	19.2	58	414	487	100	45.4
6" Heavy Duty Dwr	5.3	16.3	19.2	134	414	487	100	45.4
9" Heavy Duty Dwr	8.3	16.3	19.2	210	414	487	100	45.4
12" Heavy Duty Dwr	11.5	16.3	19.2	292	414	487	100	45.4
Double-Wide HD Drawers								
3" Heavy Duty Dwr	2.3	36.3	19.2	58	922	487	150	68
6" Heavy Duty Dwr	5.3	36.3	19.2	134	922	487	150	68
9" Heavy Duty Dwr	8.3	36.3	19.2	210	922	487	150	68
12" Heavy Duty Dwr	11.5	36.3	19.2	292	922	487	150	68

Construction: The drawer interior is composed of 16 and 18 gauge solid stainless steel. The drawer slides are full-extension, zinc-plated steel with chrome-plated ball bearings, and attach to qwikSLOT inserts. They have side lever releases and detents in the closed position. The slide travel distance is 20.75". The drawer front surface is composed of molded ABS polymer, colored in Metro Taupe. Snap-on handles ("pulls") attach above the top recessed area and are available in a variety of colors. Optional self-adhesive label holders positioned in the recessed area under the pulls are also offered.

STARSYS™



Mobile Units are stand-alone products. Mobile units are available in single (22³/₄" [578mm]), double (42¹/₂" [1080mm]) and triple (62¹/₂" [1558mm]) widths. The overall height of a tall mobile unit is 78¹/₃" (1990mm). Add 11³/₄" (299mm) with sloped tops. All units are 24⁷/₈" (632mm) deep.

General Overview:

The configurable interior space is 66" (1676mm) on a tall unit. Short units interior space from 24" (610mm) to 48" (1219mm) in 3" (76mm) increments.

Triple-width units must be divided into a single & double bay or three single bays — there are no triple wide accessories.

The specification of a quikSLOT interior or an empty interior will necessitate an extended mobile base as part of the configuration.

Starsys Mobile Units have a total recommended load rating of 900 lbs. (408kg) including the weight of the Starsys unit.

Units feature two 5" (127mm) casters — the front two casters have color-matched toe-brakes.

Microban® antimicrobial protection inhibits the growth of stain and odor-causing bacteria on Starsys, keeping the surface areas “cleaner between cleanings.”

Tall Stationary Units are stand-alone products or may be used in conjunction with other tall units or Starsys product families. Tall stationary units are available in single and double widths only.

General Overview:

The overall height of a tall stationary unit is 72¹/₂" (1842mm). Add 11³/₄" (299mm) with sloped tops. Overall widths are 21¹/₂" (546mm) for singles and 41¹/₃" (1049mm) for doubles.

The configurable interior space is 66" (1676mm).

Filler kits are available to fill gaps between units, between the back of a unit and the wall (25" [635mm] & 30" [762mm] depths) and between tall units interfacing at 45 or 90 degrees.

All tall units must be affixed to the wall with appropriate mounting hardware utilizing the attached Starsys mounting bracket or affixed to the floor with the optional floor mounting kit.

Tall units are not intended to support cantilevered countertop sections.

To configure a Starsys unit to your exact specifications, please visit www.metroconfigurator.com



Cat. No. **SXRD43CM3**



Cat. No. **SXRD43CM4**
(2) Wire shelves,
non-locking doors



Cat. No. **SXRSGS1**
(3) Poly shelves,
non-locking door



Cat. No. **SXRSGS2**



Cat. No. **SXRS76CM5**
(4) Wire shelves,
non-locking door



Cat. No. **SXRS76CMHD2**



Cat. No. **SXRDGS1**



Cat. No. **SXRD76CM3**
(4) Wire shelves,
non-locking door



Cat. No. **SXRTGS2**
(6) Poly shelves behind upper doors,
(5) Wire shelves right bay, non-locking doors



Cat. No. **SXRTGS3**
(7) Double-side wire shelves in left bay,
(5) single-wide wire shelves in right bay
non-locking doors

Note:
See pages 138-140
for specialty carts
and accessories
(i.e. catheter, suture,
I.V., instrument).



Extended Handle

Accessories

Description	Cat. No.
Extended Handle Assembly 4" ([102mm] H.x21½" [546mm] W.x 4¼" [108mm] L.)	SXREHAN
Extended Handle Assembly — KD	SXREHAN-KD

StarSys Carts are built to exact customer specifications, therefore, they are non-cancelable, non-returnable.



Cat. No. **SXRS72TU2**



Cat. No. **SXRS72TU3**



Cat. No. **SXRS72TU4**



Cat. No. **SXRD72TU2**
Poly shelves, locking doors



Cat. No. **SXRD72TU3**
(2) Poly shelves in left bay, (5) wire shelves in right bay, non-locking doors



Cat. No. **SXRD72TU5**
(5) Wire shelves, non-locking doors



Cat. No. **SXRD72TU6**
(5) Wire shelves, locking doors



Cat. No. **SXRD72SCATH2**
(2) Poly shelves, non-locking door (left), locking door (right)



To configure a Starsys unit to your exact specifications, please visit www.metroconfigurator.com

Full Depth Units



General Supply
Cat. No. **SXRS80SGSTD**



Catheter Storage
Cat. No. **SXRS80SCATHTD**



Catheter Storage
Cat. No. **SXRS83MCATHTD**



General Supply
Cat. No. **SXRD80SGSTD**



General Supply
Cat. No. **SXRD83MGSTD**



Catheter Storage
Cat. No. **SXRD83MCATHTD**

Half Depth Units



General Supply
Cat. No. **SXRS80HGSTD**



Catheter Storage
Cat. No. **SXRS80HCATHTD**



General Supply
Cat. No. **SXRD80HGSTD**



Catheter Storage
Cat. No. **SXRD80HCATHTD**

Starsys Carts are built to exact customer specifications, therefore, they are non-cancelable, non-returnable.



Half-Depth Catheter Storage

Cat. No.	Description	(in.)	Overall		Interior	
			(mm)	(mm)	(in.)	(mm)
Stationary Only						
SXRS80HCATHTD	Single Wide Stationary Unit with (1) Catheter Shelf, (3) Slides, (15) Hooks, (1) Poly Shelf	21.5x80x18	546x2032x457	15.5	394	
SXRD80HCATHTD	Double Wide Stationary Unit with (2) Catheter Shelves, (6) Slides, (30) Hooks, (2) Poly Shelves	41.4x80x18	1052x2032x457	15.5	394	

Full-Depth Catheter Storage

Cat. No.	Description	(in.)	Overall		Interior	
			(mm)	(mm)	(in.)	(mm)
Stationary						
SXRS80SCATHTD	Single Wide Stationary Unit with (1) Catheter Shelf, (3) Slides, (15) Hooks, (1) Poly Shelf	21.5x80x25.5	546x2032x648	23	584	
SXRD80SCATHTD	Double Wide Stationary Unit with (2) Catheter Shelves, (6) Slides, (30) Hooks, (2) Poly Shelves	41.4x80x25.5	1052x2032x648	23	584	
Mobile						
SXRS83MCATHTD	Single Wide Mobile Unit with (1) Catheter Shelf, (3) Slides, (15) Hooks, (1) Poly Shelf	21.5x83x27.8	546x2108x706	23	584	
SXRD83MCATHTD	Double Wide Mobile Unit with (2) Catheter Shelves, (6) Slides, (30) Hooks, (2) Poly Shelves	42.5x83x27.8	1080x2108x706	23	584	

Half-Depth General Supply

Cat. No.	Description	(in.)	Overall		Interior	
			(mm)	(mm)	(in.)	(mm)
Stationary Only						
SXRS80HGSTD	Single Wide Stationary Unit with (4) Taupe Powder Coated Wire Shelves	21.5x80x18	546x2032x457	15.5	394	
SXRD80HGSTD	Double Wide Stationary Unit with (4) Taupe Powder Coated Wire Shelves	41.4x80x18	1052x2032x457	15.5	394	

Full-Depth General Supply

Cat. No.	Description	(in.)	Overall		Interior	
			(mm)	(mm)	(in.)	(mm)
Stationary						
SXRS80SGSTD	Single Wide Stationary Unit with (4) qwikSLOT Chrome Wire Shelves	21.5x80x25.5	546x2032x648	23	584	
SXRD80SGSTD	Double Wide Stationary Unit with (4) qwikSLOT Chrome Wire Shelves Mobile	41.4x80x25.5	1052x2032x648	23	584	
SXRS83MGSTD	Single Wide Mobile Unit with (4) qwikSLOT Chrome Wire Shelves	21.5x83x27.8	546x2108x706	23	584	
SXRD83MGSTD	Double Wide Mobile Unit with (4) qwikSLOT Chrome Wire Shelves	42.5x83x27.8	1080x2108x706	23	584	

Back Filler Kits for Stationary Units (Recommended)

Cat. No.	Description
SXRBKFLR18TD	Back Filler Kit (For Tall Half Depth TD Stationary Unit with 18" Deep Base Units)
SXRBKFLR25TD	Back Filler Kit (For Tall Full Depth TD Stationary Unit with 25" Deep Base Units)
SXRBKFLR30TD	Back Filler Kit (For Tall Full Depth TD Stationary Unit with 30" Deep Base Units)

To configure a Starsys unit to your exact specifications, please visit www.metroconfigurator.com



Polymer shelves are easy to clean and reposition.

Accessories for Units with Slotted Inner Panels

Polymer Shelves

Cat. No.	Description
SXRPOLY	Single Wide Polymer Shelf
SXRPOLYDIV	Poly Shelf Divider Kit (Includes 2 Divider Rails, 4 Dividers)
SXRSF-VSHFDIV	Single Wide Vertical Shelf Divider Kit (w/(2) brackets & (2) vertical dividers)
SXRDF-VSHFDIV	Double Wide Vertical Shelf Divider Kit (w/(2) brackets & (2) vertical dividers)
SXRFVDIV-1	Extra Vertical Shelf Divider



Catheter Storage

Catheter Storage

SXRCATH	Catheter Storage Module (Includes Catheter Shelf, (3) Slides & (15) 5"H Hooks)
SXRCATH-SHF	Catheter Shelf
SXRCATHSLD	Catheter Slide Assembly (Includes (15) 5"H Hooks)
SXRCATHHK	5"H Catheter Hooks (5-Pack)
SC0383	3"H Catheter Hooks (5-Pack)

Suture Storage

SXRSUTURE	Suture Storage Module
------------------	-----------------------



Suture Storage

Full-Extension Totes


SXRFTOT3	3" Full Extension Tote/Frame Assembly
SXRFTOT6	6" Full Extension Tote/Frame Assembly
SXRFTOT9	9" Full Extension Tote/Frame Assembly
SXR3DIV	3" Tote Divider Kit (Includes (2) Long Dividers & (6) Short Dividers)
SXR3SDIV	3" Short Divider Kit (3-Pack)
SXR3LDIV	3" Long Divider Kit (2-Pack)
SXR6DIV	6" Tote Divider Kit (Includes (2) Long Dividers & (6) Short Dividers)
SXR6SDIV	6" Short Divider Kit (3-Pack)
SXR6LDIV	6" Long Divider Kit (2-Pack)
SXR3DVR	3" Eggcrate Style Tote Divider Kit
SXR6DVR	6" Eggcrate Style Tote Divider Kit



Full Extension Tote and Basket

Full-Extension Baskets

SXRFBSK3	3" Full Extension Basket/Frame Assembly
SXRFBSK7	7.5" Full Extension Basket/Frame Assembly
SXRFB3SDIV	3" Short Basket Dividers (3-Pack)
SXRFB3LDIV	3" Long Basket Dividers (2-Pack)
SXRFB7SDIV	7.5" Short Basket Dividers (3-Pack)
SXRFB7LDIV	7.5" Long Basket Dividers (2-Pack)




Baskets

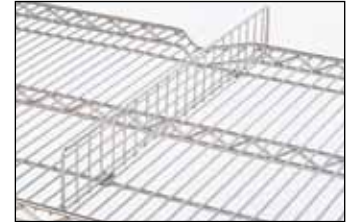
Starsys Carts are built to exact customer specifications, therefore, they are non-cancelable, non-returnable.

Accessories for Units with qwikSLOT™ Inserts
Wire Shelves

Cat. No.	Description
SXRSWQ	Single Wide QS Wire Shelf
SXRSWAR	Single Wide Full Extension Wire Shelf (Right Thumb Latch)
SXRSWAL	Single Wide Full Extension Wire Shelf (Left Thumb Latch)
SXRDWQ	Double Wide QS Wire Shelf
SXRDWAR	Double Wide Full Extension Wire Shelf (Right Thumb Latch)
SXRDWAL	Double Wide Full Extension Wire Shelf (Left Thumb Latch)
2148CI-4	Clear Inlays for Wire Shelves (4-Pk)
9990P7	Label Holder for Single Wide Wire Shelf
9990P8	Label Holder for Double Wide Wire Shelf
SXRSLDG	4"H Wire Shelf Ledge
SXRSLFDIV	4"H Wire Shelf Divider
SXRSLFDIV8	8"H Wire Shelf Divider



SXRSLDG Ledge



SXRSLFDIV

Stent and Graft Module

SXRSGM	Stent and Graft Module
---------------	------------------------



Stent and Graft Module

Components — qwikSLOT™

All Starsys Heavy-Duty drawers have an interior front-to-back dimension of 19.188" (487mm).
Single Heavy-Duty drawers have an interior width of 16.375" (416mm).
Double Heavy-Duty drawers have an interior width of 36.250" (920mm).

Description	Interior Depth		Cat. No.
	(in.)	(mm)	
Heavy-Duty Drawers — Single			
3" (76mm) SW Starsys Heavy-Duty Drawer	2 ³ / ₈	60	SXRS3HD
6" (152mm) SW Starsys Heavy-Duty Drawer	5 ³ / ₈	136	SXRS6HD
9" (229mm) SW Starsys Heavy-Duty Drawer	8 ³ / ₈	213	SXRS9HD
12" (305mm) SW Starsys Heavy-Duty Drawer	11 ³ / ₈	289	SXRS12HD
Single-Wide Drawer Top No Lock*			SXRSHDWRTOP
Heavy-Duty Drawers — Double			
3" (76mm) DW Starsys Heavy-Duty Drawer	2 ³ / ₈	60	SXRD3HD
6" (152mm) DW Starsys Heavy-Duty Drawer	5 ³ / ₈	136	SXRD6HD
9" (229mm) DW Starsys Heavy-Duty Drawer	8 ³ / ₈	213	SXRD9HD
12" (305mm) DW Starsys Heavy-Duty Drawer	11 ³ / ₈	289	SXRD12HD
Double-Wide Drawer Top No Lock*			SXRHDHWRTOP



Heavy-Duty Drawer

*Used when shelf is required directly over a drawer or door.

Description	Cat. No.
Heavy-Duty Drawer Dividers — Single	
3" (76mm) SW Drawer Divider Kit	SXRS3HDIV
6" (152mm) SW Drawer Divider Kit	SXRS6HDIV
Heavy-Duty Drawer Dividers — Double	
3" (76mm) DW Drawer Divider Kit	SXRD3HDIV
6" (152mm) DW Drawer Divider Kit	SXRD6HDIV
Drawer Label Kits	
Label Kit	SXRLABKIT


Drawer Pulls (one required per drawer) To specify color for drawer pull, order following catalog numbers for each drawer:

Dark Taupe SXRDP-TP	White SXRDP-WH	Code Blue SXRDP-CB	Red SXRDP-RE	Orange SXRDP-OR	Green SXRDP-GR	Yellow SXRDP-YL	Slate Blue SXRDP-BL	Violet SXRDP-VL	Pink SXRDP-PK	Black SXRDP-BK

To configure a Starsys unit to your exact specifications, please visit www.metroconfigurator.com

MetroTote Accessories — 16.64

Dividers



Metro Totes

For Tote Box	Dividers
MTB93030W	Short MDS93030NAT
	Long MDL93030NAT
MTB93060W	Short MDS93060NAT
	Long MDL93060NAT
MTB93080W	Short MDS93080NAT
	Long MDL93080NAT
MTB93120W	Short MDS93080NAT
	Long MDL93080NAT

Stocking Bin

Cat. No.	Description
MB30348T*	8 1/4"W (210) x 20.5D (521) x 7H (178) Stocking Bin

*Packed 6/ctn. — order in multiples of 6. Priced per each.

Mobile Unit Accessory

SXREHAN-KD	Extended Handle (left or right side)
-------------------	--------------------------------------

Filler Kits and Trim Kits — Tall Stationary Units

Description	Cat. No.
Unit to Unit Filler Strip Kit	SXR72UUFLR
Back Wall Trim Kit x 72" (1829mm)	SXR72BKFLR
Back Wall Trim Kit x 72" (1829mm) — 30" (762mm) Deep	SXR72BKFLR30
45° Corner Filler Strip Kit x 84" (2134mm)	SXR84CR45FLR
90° Corner Filler Strip Kit x 84" (2134mm)	SXR84CR90FLR

Tambour Door Half-Depth Unit Accessories

Catheter Storage

Description	Cat. No.
HD Catheter Storage Module (includes Catheter Shelf, (3) Slides & (15) Hooks)	SXRHCATH
HD Catheter Shelf	SXRHCATH-SHF
HD Catheter Slide Assembly w/hooks/5-pk	SXRHCATHSLD
HD Catheter Hooks — 5-Pk	SXRCATHHK
HD Fixed Catheter Storage Assy (includes(1) Hook Rail & (3) Hooks with Labels	SXRFXCATH
HD Fixed Catheter Storage Assy Hooks — 3 Pk	SXRFCAT-HK-3

Hanging Totes

HD 3" Hanging Tote Box With Frame (includes TB92035NAT tote & frame)	SXRH3TOTE
HD 6" Hanging Tote Box With Frame (Includes TB92060NAT tote & frame)	SXRH6TOTE
HD 8" Hanging Tote Box With Frame (Includes TB92080NAT tote & frame)	SXRH8TOTE

Shelves

HD Single Wide Poly Shelf	SXRSOHPS
HD Double Wide Poly Shelf	SXRDOHPS
HD Single Wire Shelf	SXRSOHWE
HD Double Wide Wire Shelf	SXRDOHWE
Sgl Wide Vertical Shelf Divider Kit (with (2) divider brackets & (2) vertical dividers)	SXRSH-VSHFDIV
Dbl Wide Vertical Shelf Divider Kit (with (2) divider brackets & (2) vertical dividers)	SXRDH-VSHFDIV
Extra Vertical Shelf Divider	SXRHVDIV-1
Divider Kit (Looped Style) for Single Wide Polymer Inner Panels	SXRSOHDIV
Divider Kit (Looped Style) for Double Wide Polymer Inner Panels	SXRDOHDIV

Tambour Door Mobile Unit Accessory

Description	Cat. No.
Extended Handle (left or right side)	SXREHAN-TMBD



SXRHCATH



SXRH3TOTE



SXRSOHPS

Starsys Carts are built to exact customer specifications, therefore, they are non-cancelable, non-returnable.

Starsys™ Drawers

Starsys offers two types of drawers to address varying user requirements. Below is a feature comparison to help determine the appropriate drawers system for a desired application.

Feature	Polymer Drawers	Heavy-Duty Drawers
Light to medium weight capacity (25-40 lbs.)	X	
Heavy weight capacity (up to 150 lbs.)		X
Removable tote	X	
Inner panel compatible	X	
Slotted post insert compatible		X
Ball bearing slide		X
Full extension	X	X
Stainless steel interior		X
Polymer interior	X	
Easy to clean	X	
Easily removed/reconfigured	X	
Adjustable dividers	X	X
Lockable	X	X
Optional lock cover	X	
Label kits	X	X
Accommodate hanging files		X



Removable drawer totes allow for exchange or convenient access outside of cart



Heavy-Duty Drawer

Starsys™ Doors

Starsys offers two types of doors, hinged and tambour. The hinged doors are available in a choice of solid or clear. Each offers unique benefits to address varying user requirements. Below is a feature comparison to help determine the appropriate door selection for a desired application.

Feature	Hinged Solid Door	Hinged Clear Door	Rollup Tambour Door	Benefit
Visual Security	X		X	Puts inventory out of plain site
Hides clutter	X		X	Enhances department aesthetics
Visual inventory		X		Protection is not compromised when looking for supplies
Lockable	X	X	X	Added security
Space saving			X	Does not encroach on work space
Door swing overlaps adjacent storage spaces	X	X		Promotes door closure to protect supplies (Joint Commission requirement)
90 degree hinge	X	X		Prevents door from overlapping adjacent space
270 degree hinge	X	X		Allows door to swing to side of cabinet or cart
Polymer	X	X	X	Impact and corrosion protection
Left or right hinge	X	X		Provides appropriate swing direction
Center closing	X	X		Allows for double wide storage compartments
Door label holders	X	X		Provides clean replenishable labeling option
Non-locking	X	X		Lower cost alternative



Solid Doors



Clear Doors



Tambour Door

To configure a Starsys unit to your exact specifications, please visit www.metroconfigurator.com