



Item # \_\_\_\_\_

Job \_\_\_\_\_



## WIRE SHELVING ACCESSORIES

### Color Shelf Marker

Color code for effective organization. Snaps securely to the front edge of Super Erecta and Super Adjustable 2™ Super Erecta Wire Shelving.

Cat. No.	Shelf Marker Size		Color
	(in.)	(mm)	
CSM6-B	6x1 <sup>1</sup> / <sub>4</sub>	152x32	Blue
CSM6-G	6x1 <sup>1</sup> / <sub>4</sub>	152x32	Green
CSM6-R	6x1 <sup>1</sup> / <sub>4</sub>	152x32	Red
CSM6-T	6x1 <sup>1</sup> / <sub>4</sub>	152x32	Tan
CSM6-W	6x1 <sup>1</sup> / <sub>4</sub>	152x32	White
CSM6-Y	6x1 <sup>1</sup> / <sub>4</sub>	152x32	Yellow
CSM6-GR	6x1 <sup>1</sup> / <sub>4</sub>	152x32	Gray

**Color Shelf Markers**

### Label Holders

It's easy to identify shelf contents with these snap-on plastic holders, available in four styles and a variety of sizes. Labels not included.

#### 1<sup>1</sup>/<sub>4</sub>" (32mm) Label Holders

Gray. Holds most commercial labels. Available in a variety of lengths.

Cat. No.	Label Size		Fits Shelf Length	
	(in.)	(mm)	(in.)	(mm)
9990P	3x1 <sup>1</sup> / <sub>4</sub>	75x32	All	
9990P1	13x1 <sup>1</sup> / <sub>4</sub>	330x32	18	457
9990P2	19x1 <sup>1</sup> / <sub>4</sub>	480x32	24	610
9990P30	25x1 <sup>1</sup> / <sub>4</sub>	635x32	30	760
9990P3	31x1 <sup>1</sup> / <sub>4</sub>	725x32	36	914
9990P4	43x1 <sup>1</sup> / <sub>4</sub>	1090x32	48	1219
9990P5	55x1 <sup>1</sup> / <sub>4</sub>	1395x32	60	1520

**1<sup>1</sup>/<sub>4</sub>" (32mm) Label Holder**

#### Clear Label Holders

Clear plastic allows decorator colors to show through. Holds most commercial 1<sup>1</sup>/<sub>4</sub>" (32mm) labels.

Cat. No.	Label Size		Fits Shelf Length	
	(in.)	(mm)	(in.)	(mm)
9990CL	3x1 <sup>1</sup> / <sub>4</sub>	75x32	All	
9990CL1	13x1 <sup>1</sup> / <sub>4</sub>	330x32	18	457
9990CL2	19x1 <sup>1</sup> / <sub>4</sub>	480x32	24	610
9990CL30	25x1 <sup>1</sup> / <sub>4</sub>	635x32	30	760
9990CL3	31x1 <sup>1</sup> / <sub>4</sub>	725x32	36	914
9990CL4	43x1 <sup>1</sup> / <sub>4</sub>	1090x32	48	1219
9990CL5	55x1 <sup>1</sup> / <sub>4</sub>	1395x32	60	1520

**Clear Label Holder**

#### Slanted Label Holders

Gray solid plastic holder puts 1<sup>1</sup>/<sub>4</sub>" (32mm) labels on slant for easier viewing.

Cat. No.	Label Size		Fits Shelf Length	
	(in.)	(mm)	(in.)	(mm)
9990SL	3x1 <sup>1</sup> / <sub>4</sub>	75x32	All	
9990SL1	13x1 <sup>1</sup> / <sub>4</sub>	330x32	18	457
9990SL2	19x1 <sup>1</sup> / <sub>4</sub>	480x32	24	610
9990SL30	25x1 <sup>1</sup> / <sub>4</sub>	635x32	30	760
9990SL3	31x1 <sup>1</sup> / <sub>4</sub>	725x32	36	914
9990SL4	43x1 <sup>1</sup> / <sub>4</sub>	1090x32	48	1219
9990SL5	55x1 <sup>1</sup> / <sub>4</sub>	1395x32	60	1520

**Slanted Label Holder**

#### Material specifications

- Color Shelf Markers, 1<sup>1</sup>/<sub>4</sub>" High Gray Label Holders, Slanted Label Holders — Rigid PVC; suitable for continuous use in a temperature range of -20° to 165°F (-28° to 73°C)
- Clear Label Holders — CAB plastic; suitable for continuous use in a temperature range of 20° to 120°F (-28° to 49°C)
- Label holders are not cart washable or autoclavable.

#### Notes for Shelf Markers and Label Holders:

- If ledges are desired on the front of the shelf where the label holder is most often attached, the label holder or color shelf marker must be mounted between the vertical support wires of the ledge.
- Label holders work with standard wire shelving styles — Super Erecta, Super Adjustable 2, qwikSLOT, Drop Mat wire shelving, cantilever shelves.
- Designed for use with 1" (25mm) high labels.



**InterMetro Industries Corporation**  
 North Washington Street  
 Wilkes-Barre, PA 18705  
 www.metro.com





# WIRE SHELVING ACCESSORIES

## Grids and Brackets

### Grids

Attach easily to shelf frames or to the wall to provide a structure for mounting baskets, hooks, hangers, and other storage, workspace management, or display accessories. Accessories can be found in this spec sheet (10.05) and in spec sheet 10.41.

- Grid openings: 2<sup>3</sup>/<sub>4</sub>"x2<sup>3</sup>/<sub>4</sub>" (70x70mm)
- Weight capacity: 250 lb. (112.5kg)

Cat. No. Plated	Cat. No. Metroseal 3 with Microban®	Size		Approx. Pkd. Wt.	
		(in.)	(mm)	(lbs.)	(kg)
WG1836BR	WG1836K3	18x36	457x914	9	4.1
WG1848BR	WG1848K3	18x48	457x1219	12	5.4
WG1860BR	WG1860K3	18x60	457x1524	14	6.4
*	WG2436K3	24x36	610x914	12	5.4
*	WG2448K3	24x48	610x1219	15.5	7
*	WG3036K3	30x36	762x914	12.8	5.8
*	WG3048K3	30x48	762x1219	16.5	7.5
PBA-GPC	—	33x54	840x1370	21	9.5




Accessories are ordered separately.



**Note:** Consult your Metro representative for availability of stainless steel or decorative epoxy grids.

### Grid Clamp (for Shelf)

Allows the grid to attach to a wire or solid shelf frame. Brite zinc finish. Minimum of four are needed to secure a grid to a shelf. Cat. No. **9970Z**



Grid Clamp



PK1456



WGBRKT

### Stainless Steel Direct Wall Mount Brackets

Stainless grid brackets allow the grid to attach to the wall and be removed for easy cleaning. Kit includes 6 brackets. Approximate packaged weight is 2 lb. (0.9kg). Cat. No. **PK1456**

### Plastic Direct Wall Mount Bracket

Black plastic clamps attach grid to the wall. Kit includes 6 brackets. Approximate packaged weight is 2 lb. (0.9kg). Cat. No. **WGBRKT**

### Hanger Rails

Convenient rail fits on posts along the width or length of the unit. Suitable for use with hanging storage baskets, hooks, and extension display hangers.

Cat. No. Chrome	Cat. No. Black	Cat. No. White	Cat. No. Smoked Glass	Cat. No. Designer Colors*	Length†		Approx. Pkd. Wt.	
					(in.)	(mm)	(lbs.)	(kg)
H114C	H114B	H114W	H114-DSG	H114-D	14	355	1	.45
H118C	H118B	H118W	H118-DSG	H118-D	18	457	1 <sup>1</sup> / <sub>4</sub>	.57
H124C	H124B	H124W	H124-DSG	H124-D	24	610	1 <sup>1</sup> / <sub>2</sub>	.68
H130C	H130B	H130W	H130-DSG	H130-D	30	760	1 <sup>1</sup> / <sub>2</sub>	.68
H136C	H136B	H136W	H136-DSG	H136-D	36	914	2	.90
H148C	H148B	H148W	H148-DSG	H148-D	48	1219	2 <sup>1</sup> / <sub>2</sub>	1.13

†14", 18" and 24" (355, 457 and 610mm) sizes fit shelf width (depth).  
30", 36" and 48" (760, 914 and 1219mm) sizes fit shelf length.  
Weight capacity — 25 lb. (11.3kg) evenly distributed.



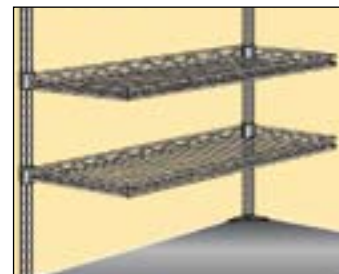
Hanger Rail

### Cantilever Shelves

Adds convenient space above a storage unit. Drop mat design creates a retaining ledge around the entire 12" (305mm) deep shelf. Remember to order rear posts taller than front posts to accommodate these shelves.

Cat. No. Chrome	Cat. No. Black	Cat. No. White	Cat. No. Smoked Glass	Length		Approx. Pkd. Wt. Each	
				(in.)	(mm)	(lbs.)	(kg)
1224CSNC	1224CSNBL	1224CSNW	1224CSN-DSG	24	610	4 <sup>1</sup> / <sub>2</sub>	2.0
1230CSNC	1230CSNBL	1230CSNW	1230CSN-DSG	30	750	5	2.3
1236CSNC	1236CSNBL	1236CSNW	1236CSN-DSG	36	914	5 <sup>3</sup> / <sub>4</sub>	2.6
1242CSNC	1242CSNBL	1242CSNW	1242CSN-DSG	42	1066	6 <sup>3</sup> / <sub>4</sub>	3.1
1248CSNC	1248CSNBL	1248CSNW	1248CSN-DSG	48	1219	7 <sup>3</sup> / <sub>4</sub>	3.5
1260CSNC	1260CSNBL	1260CSNW	1260CSN-DSG	60	1524	9 <sup>1</sup> / <sub>2</sub>	4.3

Weight capacity — 150 lb. (67.5kg) evenly distributed.



Cantilever Shelves

### Designer Shelf Colors

\*To order a Designer Color, add the appropriate color suffix to the desired catalog numbers above (example: 18"x36" [457x914mm] Hunter Green Shelf = 1836N-DHG).

- BM** — Black Matte    **SH** — Silver Hammertone    **TE** — Teal    **F** — Flame    **HG** — Hunter Green  
**WN** — Wine    **CH** — Copper Hammertone    **RB** — Ruby    **CG** — Cloud Gray    **SP** — Sapphire

# WIRE SHELVING ACCESSORIES

## Color ID Tubes

Provide color coded organization to shelf contents. Tubes slip onto posts. Material — rigid PVC.

Cat. No.	Length		Diameter		Outside		Approx. Pkd. Wt.		Color
	(in.)	(mm)	(in.)	(mm)	(in.)	(mm)	(lbs.)	(kg)	
CIT8Y	8	200	1 <sup>1</sup> / <sub>16</sub>	27	1 <sup>3</sup> / <sub>16</sub>	30	5 <sup>5</sup> / <sub>8</sub>	2.5	Yellow
CIT8F	8	200	1 <sup>1</sup> / <sub>16</sub>	27	1 <sup>3</sup> / <sub>16</sub>	30	5 <sup>5</sup> / <sub>8</sub>	2.5	Flame
CIT8BL	8	200	1 <sup>1</sup> / <sub>16</sub>	27	1 <sup>3</sup> / <sub>16</sub>	30	5 <sup>5</sup> / <sub>8</sub>	2.5	Black
CIT8G	8	200	1 <sup>1</sup> / <sub>16</sub>	27	1 <sup>3</sup> / <sub>16</sub>	30	5 <sup>5</sup> / <sub>8</sub>	2.5	Gray
CIT8W	8	200	1 <sup>1</sup> / <sub>16</sub>	27	1 <sup>3</sup> / <sub>16</sub>	30	5 <sup>5</sup> / <sub>8</sub>	2.5	White



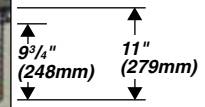
Color ID Tubes

## Snap-On Drop Baskets

Hooks easily under 18" (457mm) wide shelf to provide extra storage. Clearance from bottom of basket to shelf above is 9<sup>3</sup>/<sub>4</sub>" (248mm).

Cat. No.	Finish/Color	Depth/Width/Height	Approx. Pkd. Wt.	
			(lbs.)	(kg)
HDB18C	Chrome	17 <sup>3</sup> / <sub>4</sub> " [451mm] D.x22 <sup>1</sup> / <sub>2</sub> " [572mm] W. x 11" [279mm] H.	6	2.7
HDB18B	Black	17 <sup>3</sup> / <sub>4</sub> " [451mm] D.x22 <sup>1</sup> / <sub>2</sub> " [572mm] W. x 11" [279mm] H.	6	2.7
HDB18W	White	17 <sup>3</sup> / <sub>4</sub> " [451mm] D.x22 <sup>1</sup> / <sub>2</sub> " [572mm] W. x 11" [279mm] H.	6	2.7
HDB18-DSG	Smoked Glass	17 <sup>3</sup> / <sub>4</sub> " [451mm] D.x22 <sup>1</sup> / <sub>2</sub> " [572mm] W. x 11" [279mm] H.	6	2.7

**Note:** Adapts only to 18" (457mm) wide shelves.  
Weight capacity — 25 lb. (11.3kg) evenly distributed.



Snap-On Drop Basket

## Storage Baskets

Generous-sized baskets attach in seconds to a hanger rail, wire shelf, enclosure panel, or grid. Weight capacity — 20 lb. (9kg).

Cat. No.	Cat. No.		Cat. No.	Cat. No.	Cat. No.	Designer Colors*	Width/Length/Depth		Approx. Pkd. Wt.	
	Chrome	Metroseal 3 with Microban®					Black	White	Smoked Glass	(in.)
H209C	H209K3	H209B	H209W	H209-DSG	H209-D		13 <sup>3</sup> / <sub>8</sub> x5x7	345x127x180	8 <sup>1</sup> / <sub>2</sub>	4
H210C	H210K3	H210B	H210W	H210-DSG	H210-D		17 <sup>3</sup> / <sub>8</sub> x7 <sup>1</sup> / <sub>2</sub> x5	440x190x127	7	3
H212C	H212K3	H212B	H212W	H212-DSG	H212-D		17 <sup>3</sup> / <sub>8</sub> x7 <sup>1</sup> / <sub>2</sub> x10	440x190x255	11	5



Large Display/Storage Basket

## File Basket

The convenient place to keep files and papers.

- Measures 2<sup>5</sup>/<sub>8</sub>" W. x 12<sup>3</sup>/<sub>4</sub>" L. x 8<sup>3</sup>/<sub>4</sub>" H. (67mm W. x 324mm L. x 222mm H.).
- Large enough to hold standard-size file folders.
- Chrome plated.
- Weight capacity — 20 lb. (9kg).

Cat. No.	Width/Length		Height	Approx. Pkd. Wt.		
	(in.)	(mm)		(in.)	(mm)	(lbs.)
PH1239C	2 <sup>5</sup> / <sub>8</sub> x	12 <sup>3</sup> / <sub>4</sub>	8 <sup>3</sup> / <sub>4</sub>	228	2.1	1.0



File Basket

## Extension Display Hanger

Snaps on Super Erecta Shelf hanger rails, shelves, enclosure panels, and grids. Accepts standard carded merchandise.

Cat. No.	Length		Approx. Pkd. Wt.		Finish/Color
	(in.)	(mm)	(lbs.)	(kg)	
HHK6C	6	152	.25	.1	Chrome
HHK6B	6	152	.25	.1	Black
HHK8C	8	203	.25	.1	Chrome
HHK8B	8	203	.25	.1	Black

\*White, smoked glass and designer colors also available. Allow 4-6 week lead time.




Extension Display Hanger

## Waterfall Hanger

Use on Super Erecta® posts to accommodate hangers.

Cat. No.	Cat. No.	Cat. No.	Cat. No.	Cat. No.	Width/Length/Height		
					Chrome	Black	White
WF116NC	WF116NBL	WF116NW	WF116N-DSG	WF1w16N-D	1 <sup>1</sup> / <sub>2</sub> x	16x6 <sup>3</sup> / <sub>8</sub>	38x432x162



Waterfall Hanger




## WIRE SHELVING ACCESSORIES

### Swing Hanger

Attaches to post to provide convenient storage for hanging items. Red epoxy finish.

Cat. No.	Arm Length		Weight Capacity	
	(in.)	(mm)	(lbs.)	(kg)
H110R	6 <sup>1</sup> / <sub>4</sub>	160	20	9




Swing Hanger

### Snap-On Hooks

Multi-purpose hooks in three styles attach to hanger rails, mounting rails, shelves, enclosure panels, or grids for instant access.

Cat. No. Chrome	Cat. No. Black	Description	Height	
			(in.)	(mm)
HK23C	HK23B	Style A — Small	3 <sup>7</sup> / <sub>16</sub>	90
HK25C	HK25B	Style B — Large	3 <sup>7</sup> / <sub>16</sub>	90
HK26C		Style C — Double	3 <sup>7</sup> / <sub>16</sub>	90

Weight capacities: Single Hook — 5 lb. (2.3kg)  
Double Hook — 10 lb. (4.6kg)



Snap-on Hooks

### Garment Hanger Tube with Brackets

Hanger tubes attach easily under Super Erecta shelves for hanging garments. Available in 18", 21" and 24" (457, 530 and 610mm) widths and in same length as shelves.

Shelf Width 18" (457mm)	Shelf Width 21" (530mm)	Shelf Width* 24" (610mm)	Tube Length (in.) (mm)	Approx. Pkd. Wt. (lbs.) (kg)
AT2418NC	AT2421NC	AT2424NC	24 610	2 <sup>1</sup> / <sub>2</sub> 1.1
AT3018NC	AT3021NC	AT3024NC	30 760	2 <sup>1</sup> / <sub>2</sub> 1.1
AT3618NC	AT3621NC	AT3624NC	36 914	3 1.4
AT4218NC	AT4221NC	AT4224NC	42 1066	3 <sup>1</sup> / <sub>2</sub> 1.6
AT4818NC	AT4821NC	AT4824NC	48 1219	3 <sup>1</sup> / <sub>2</sub> 1.6
AT6018NC	AT6021NC	AT6024NC	60 1524	4 1.8
AT7218NC	AT7221NC	AT7224NC	72 1828	4 <sup>1</sup> / <sub>2</sub> 2.0

Weight capacity — 75 lb. (34kg) evenly distributed.  
\*Also works with 30" (760mm) and 36" (914) width shelves.



Garment Hanger Tube with Brackets

### Etagere Top

Fits 24" (610mm) length shelf. Decorative top for display. Attaches to unit quickly and easily. Packaged individually.

Cat. No.	Approx. Pkd. Wt.		Finish/Color*
	(lbs.)	(kg)	
HT24C	5	2	Chrome
HT24B	5	2	Black
HT24W	5	2	White
HT24-DSG	5	2	Smoked Glass

\*Designer colors also available. Allow 4-6 week lead time.  
Note: Fits shelf length only.



Etagere Top

All Metro Catalog Sheets are available on our Web Site: [www.metro.com](http://www.metro.com)



### InterMetro Industries Corporation

North Washington Street, Wilkes-Barre, PA 18705  
Phone: 570-825-2741 • Fax: 570-825-2852

For Product Information Call: 1-800-433-2232

L02-008  
Printed in U.S.A. 5/07

Information and specifications are subject to change without notice. Please confirm at time of order.

Copyright © 2007 InterMetro Industries Corp.